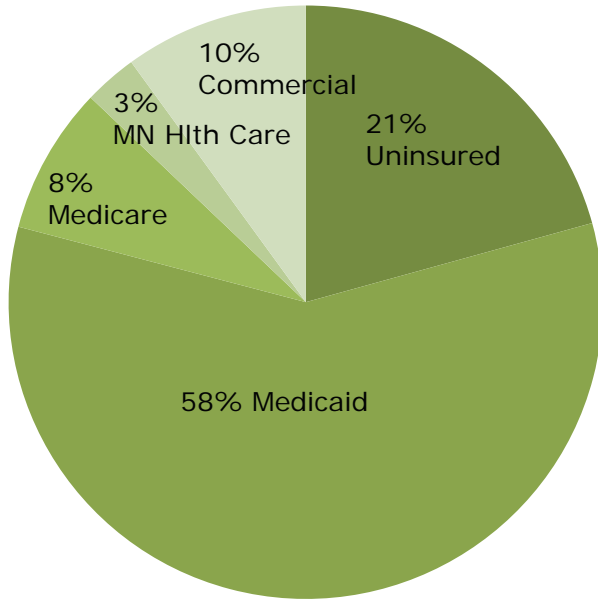


# CUHCC 2014 Accomplishments & Demographics

(Data was based on the 2014 UDS final report)

## Insurance Status

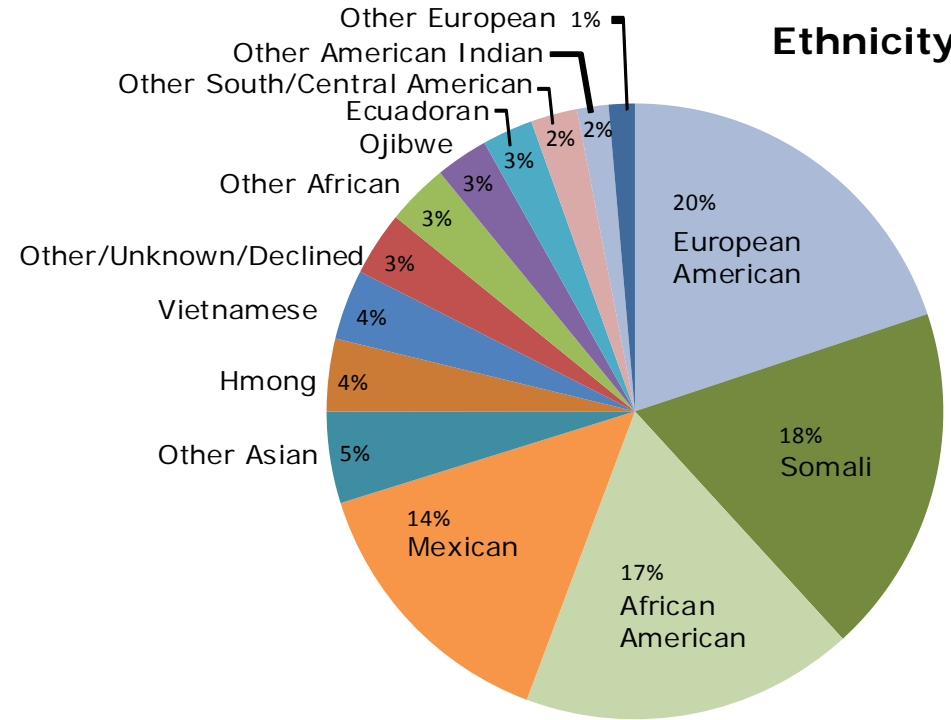


54,701  
Total # of Visits

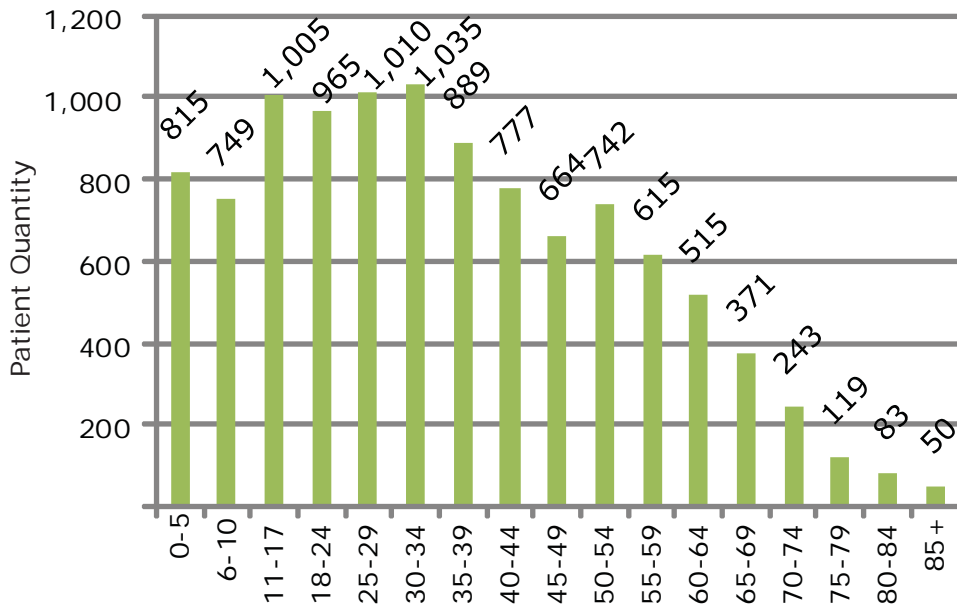
Other than English-  
Top Requested  
Languages:  
Spanish 15%  
Somali 12%  
Vietnamese 4%

10,647  
Total # of Patients  
45% Male  
55% Female

## Ethnicity



## All Patients by Age



## Clinical Indicators

Clinical Indicators	2014	Urban National 2014
Prenatal Patients Served 1st Trimester	71%	71%
Newborns Low Birth Weight < 2,500 gm	9%	7%
Children Immunized By 2 years	77%	78%
Women with Pap Test	51%	58%
Diabetics whose last HbA1c < 9%	75%	69%
Hypertensives with BP < 140/90	62%	63%
Children with BMI Documented & Counseling Performed	59%	60%
Adult with BMI Documented & Counseling Performed	64%	57%
Tobacco user received cessation	90%	82%
Children in Medical or Mental Health seen in CUHCC dental	32%	n/a
Persistent asthmatics who received medication	96%	82%
Patients who had appropriate colorectal cancer screen	37%	35%
Coronary Artery Disease: Lipid Therapy	76%	80%
IVD: Aspirin or Antithrombotic Therapy	86%	75%